

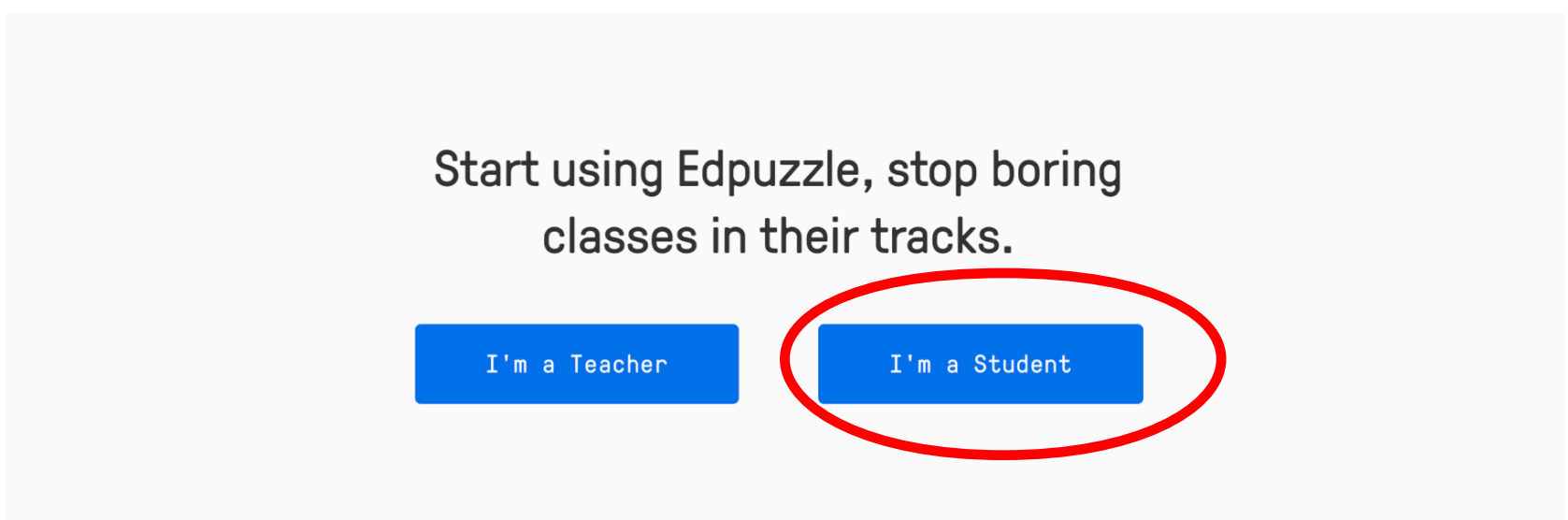
How to Create a Student Account and Join A Class



- 1 Go to www.edpuzzle.com
- 2 Click on the "Sign up" button.




- 3 Click on "I'm a student".



- 4 To use your Google account, click on **"Sign in with Google"**. Otherwise, choose the **"Sign up with Edpuzzle"** button.

Join Edpuzzle and unleash the power of video learning!

 Sign in with Google

or

Sign up with Edpuzzle


- 5 Enter the class code your teacher gave you and click **"Next"**.

Unlock the world of Edpuzzle... just enter your class code.

Class code

Next

- 6 If you didn't sign in with Google, you'll be prompted to enter your name and choose a username and password.


Class example
Katya Zamolodchikova
Class code: 

Found it! You're just one step away now.

First name
Sophia

Last name
Johnson

Username
student4

Password
..... 

Join class

- 7 Click on **"Join class"**, and welcome to the world of Edpuzzle!